



Location: CMA1b - Oil Street Site Office

Report on 24-hour TSP monitoring

Action Level ($\mu\text{g}/\text{m}^3$) - 176.7

Limit Level ($\mu\text{g}/\text{m}^3$) - 260

Date	Sampling Time	Weather Condition	Filter paper no.	Filter Weight, g		Elapse Time, hr		Sampling Time, hr	Flow Rate, m^3/min			Total Volume, m^3	TSP Level, $\mu\text{g}/\text{m}^3$
				Initial	Final	Initial	Final		Initial, Q_{si}	Final, Q_{sf}	Average		
28-Sep-13	08:00	Rainy	006835	2.6268	2.8266	3487.79	3511.79	24.00	1.35	1.35	1.35	1948	103
04-Oct-13	08:00	Fine	007163	2.6084	2.9105	3515.75	3539.75	24.00	1.27	1.27	1.27	1825	166
10-Oct-13	08:00	Fine	005391	2.8491	3.0169	3542.75	3566.75	24.00	1.33	1.33	1.33	1918	87
16-Oct-13	08:00	Cloudy	007209	2.6301	2.9657	3569.75	3593.75	24.00	1.44	1.44	1.44	2076	162
22-Oct-13	08:00	Fine	005917	2.6384	2.8367	3597.04	3621.04	24.00	1.27	1.27	1.27	1835	108

Report on 1-hour TSP monitoring

Action Level ($\mu\text{g}/\text{m}^3$) - 320.1

Limit Level ($\mu\text{g}/\text{m}^3$) - 500

Date	Sampling Time	Weather Condition	Filter paper no.	Filter Weight, g		Elapse Time, hr		Sampling Time, hr	Flow Rate, m^3/min			Total Volume, m^3	TSP Level, $\mu\text{g}/\text{m}^3$
				Initial	Final	Initial	Final		Initial, Q_{si}	Final, Q_{sf}	Average		
30-Sep-13	09:45	Cloudy	005412	2.8525	2.8662	3511.79	3512.79	1.00	1.23	1.31	1.27	76	179
30-Sep-13	10:49	Cloudy	005417	2.8133	2.8214	3512.79	3513.79	1.00	1.36	1.36	1.36	81	100
30-Sep-13	13:05	Cloudy	005419	2.8213	2.8265	3513.79	3514.79	1.00	1.31	1.31	1.31	79	66
05-Oct-13	08:06	Fine	005420	2.8200	2.8297	3539.75	3540.75	1.00	1.31	1.31	1.31	78	124
05-Oct-13	09:13	Fine	005422	2.8308	2.8402	3540.75	3541.75	1.00	1.31	1.31	1.31	78	120
05-Oct-13	10:23	Fine	005389	2.8359	2.8501	3541.75	3542.75	1.00	1.31	1.31	1.31	78	181
11-Oct-13	10:44	Fine	005913	2.6529	2.6697	3266.75	3267.75	1.00	1.35	1.35	1.35	81	207
11-Oct-13	13:20	Fine	005911	2.6426	2.6599	3267.75	3268.75	1.00	1.35	1.35	1.35	81	213
11-Oct-13	14:36	Fine	005381	2.8071	2.8188	3268.75	3269.75	1.00	1.35	1.35	1.35	81	144
17-Oct-13	08:15	Cloudy	005922	2.6262	2.6506	3593.75	3594.75	1.00	1.36	1.36	1.36	82	299
17-Oct-13	09:20	Cloudy	005923	2.6528	2.6710	3594.75	3595.75	1.00	1.36	1.36	1.36	82	223
17-Oct-13	10:30	Cloudy	005918	2.6582	2.6819	3595.75	3596.75	1.00	1.36	1.36	1.36	82	291
23-Oct-13	08:10	Fine	005383	2.8279	2.8464	3621.04	3622.04	1.00	1.40	1.40	1.40	84	220
23-Oct-13	09:23	Fine	005387	2.8433	2.8606	3622.04	3623.04	1.00	1.36	1.36	1.36	81	212
23-Oct-13	10:27	Fine	007211	2.6188	2.6345	3623.04	3624.04	1.00	1.36	1.36	1.36	81	193



Location: CMA2a - Causeway Bay Community Centre

Report on 24-hour TSP monitoring
 Action Level ($\mu\text{g}/\text{m}^3$) - 169.5
 Limit Level ($\mu\text{g}/\text{m}^3$) - 260

Date	Sampling Time	Weather Condition	Filter paper no.	Filter Weight, g		Elapse Time, hr		Sampling Time, hr	Flow Rate, m^3/min			Total Volume, m^3	TSP Level, $\mu\text{g}/\text{m}^3$
				Initial	Final	Initial	Final		Initial, Q_{si}	Final, Q_{sf}	Average		
28-Sep-13	08:00	Rainy	006834	2.6351	2.8300	13199.94	13223.94	24.00	1.41	1.41	1.41	2030	96
04-Oct-13	08:00	Fine	007164	2.6474	2.9435	13227.49	13251.49	24.00	1.37	1.37	1.37	1967	151
10-Oct-13	08:00	Fine	005392	2.8569	3.0256	13254.49	13278.49	24.00	1.37	1.37	1.37	1971	86
16-Oct-13	08:00	Cloudy	005407	2.8504	3.1163	13281.49	13305.49	24.00	1.41	1.42	1.42	2038	130
22-Oct-13	08:00	Fine	005916	2.6345	2.8991	13308.49	13332.49	24.00	1.42	1.41	1.42	2038	130

Report on 1-hour TSP monitoring
 Action Level ($\mu\text{g}/\text{m}^3$) - 323.4
 Limit Level ($\mu\text{g}/\text{m}^3$) - 500

Date	Sampling Time	Weather Condition	Filter paper no.	Filter Weight, g		Elapse Time, hr		Sampling Time, hr	Flow Rate, m^3/min			Total Volume, m^3	TSP Level, $\mu\text{g}/\text{m}^3$
				Initial	Final	Initial	Final		Initial, Q_{si}	Final, Q_{sf}	Average		
30-Sep-13	09:50	Cloudy	005413	2.8347	2.8485	13224.48	13225.48	1.00	1.41	1.41	1.41	85	163
30-Sep-13	10:59	Cloudy	005416	2.8299	2.8359	13225.48	13226.48	1.00	1.41	1.41	1.41	85	71
30-Sep-13	13:08	Cloudy	005418	2.8133	2.8176	13226.48	13227.48	1.00	1.39	1.39	1.39	84	51
05-Oct-13	08:05	Fine	005421	2.8388	2.8504	13251.49	13252.49	1.00	1.41	1.41	1.41	84	137
05-Oct-13	09:09	Fine	005424	2.8284	2.8397	13252.49	13253.49	1.00	1.41	1.41	1.41	84	134
05-Oct-13	10:12	Fine	005390	2.8364	2.8532	13253.49	13254.49	1.00	1.41	1.41	1.41	84	199
11-Oct-13	10:30	Fine	005902	2.6369	2.6539	13278.49	13279.49	1.00	1.39	1.39	1.39	83	204
11-Oct-13	13:03	Fine	005912	2.6387	2.6543	13279.49	13280.49	1.00	1.39	1.39	1.39	83	187
11-Oct-13	14:06	Fine	005402	2.8327	2.8477	13280.49	13281.49	1.00	1.39	1.39	1.39	83	180
17-Oct-13	08:05	Cloudy	005920	2.6684	2.6894	13305.49	13306.49	1.00	1.42	1.42	1.42	85	247
17-Oct-13	09:10	Cloudy	005921	2.6318	2.6462	13306.49	13307.49	1.00	1.38	1.38	1.38	83	175
17-Oct-13	10:15	Cloudy	005919	2.6802	2.7000	13307.49	13308.49	1.00	1.44	1.44	1.44	86	230
23-Oct-13	08:02	Fine	005382	2.8284	2.8409	13332.49	13333.49	1.00	1.58	1.58	1.58	95	132
23-Oct-13	09:04	Fine	005386	2.8250	2.8450	13333.49	13334.49	1.00	1.50	1.50	1.50	90	223
23-Oct-13	10:10	Fine	005388	2.8446	2.8631	13334.49	13335.49	1.00	1.50	1.50	1.50	90	206



Location: CMA3a - CWB PRE Site Office Area

Report on 24-hour TSP monitoring
Action Level ($\mu\text{g}/\text{m}^3$) - 171
Limit Level ($\mu\text{g}/\text{m}^3$) - 260

Date	Sampling Time	Weather Condition	Filter paper no.	Filter Weight, g		Elapse Time, hr		Sampling Time, hr	Flow Rate, m^3/min			Total Volume, m^3	TSP Level, $\mu\text{g}/\text{m}^3$
				Initial	Final	Initial	Final		Initial, Q_{si}	Final, Q_{sf}	Average		
28-Sep-13	08:00	Rainy	006832	2.6332	2.8573	458.04	482.04	24.00	1.41	1.41	1.41	2024	111
04-Oct-13	08:00	Fine	005506	2.8116	3.1378	565.19	589.19	24.00	1.40	1.40	1.40	2020	161
10-Oct-13	08:00	Fine	005354	2.8541	3.1426	648.21	672.21	24.00	1.34	1.33	1.34	1923	150
17-Oct-13	13:00	Cloudy	005513	2.8350	3.0689	678.21	702.21	24.00	1.37	1.38	1.38	1980	118
22-Oct-13	08:00	Fine	007210	2.6178	2.9390	709.90	733.90	24.00	1.40	1.40	1.40	2022	159

Remarks: Due to electricity interruption, the 24hr TSP was rescheduled from 16 Oct 2013 to 17 Oct 2013.

Report on 1-hour TSP monitoring
Action Level ($\mu\text{g}/\text{m}^3$) - 311.3
Limit Level ($\mu\text{g}/\text{m}^3$) - 500

Date	Sampling Time	Weather Condition	Filter paper no.	Filter Weight, g		Elapse Time, hr		Sampling Time, hr	Flow Rate, m^3/min			Total Volume, m^3	TSP Level, $\mu\text{g}/\text{m}^3$
				Initial	Final	Initial	Final		Initial, Q_{si}	Final, Q_{sf}	Average		
30-Sep-13	09:49	Cloudy	007024	2.6387	2.6464	482.04	483.04	1.00	1.39	1.39	1.39	83	92
30-Sep-13	10:56	Cloudy	007023	2.6430	2.6486	483.04	484.04	1.00	1.30	1.30	1.30	78	72
30-Sep-13	13:30	Cloudy	007195	2.6163	2.6296	484.04	485.04	1.00	1.37	1.37	1.37	82	161
05-Oct-13	08:07	Fine	005344	2.8496	2.8594	589.19	590.19	1.00	1.37	1.37	1.37	82	119
05-Oct-13	09:15	Fine	005345	2.8473	2.8622	590.19	591.19	1.00	1.37	1.37	1.37	82	182
05-Oct-13	10:20	Fine	005348	2.8456	2.8607	591.19	592.19	1.00	1.33	1.33	1.33	80	189
11-Oct-13	08:26	Fine	005507	2.8224	2.8391	672.21	673.21	1.00	1.30	1.30	1.30	78	214
11-Oct-13	09:32	Fine	005508	2.8337	2.8488	673.21	674.21	1.00	1.39	1.39	1.39	83	181
11-Oct-13	10:43	Fine	005509	2.8272	2.8424	674.21	675.21	1.00	1.37	1.37	1.37	82	185
17-Oct-13	08:31	Cloudy	007196	2.6301	2.6482	675.21	676.21	1.00	1.41	1.41	1.41	85	214
17-Oct-13	09:37	Cloudy	005515	2.8803	2.8829	676.21	677.21	1.00	1.41	1.41	1.41	85	31
17-Oct-13	10:49	Cloudy	005894	2.6469	2.6653	677.21	678.21	1.00	1.41	1.41	1.41	85	217
23-Oct-13	08:18	Fine	005900	2.6386	2.6623	733.90	734.90	1.00	1.37	1.37	1.37	82	289
23-Oct-13	09:25	Fine	005899	2.6278	2.6491	734.90	735.90	1.00	1.37	1.37	1.37	82	259
23-Oct-13	10:35	Fine	005901	2.6294	2.6513	735.90	736.90	1.00	1.37	1.37	1.37	82	267



Location: CMA4a - SPCA

Report on 24-hour TSP monitoring

Action Level ($\mu\text{g}/\text{m}^3$) - 171.2
Limit Level ($\mu\text{g}/\text{m}^3$) - 260

Date	Sampling Time	Weather Condition	Filter paper no.	Filter Weight, g		Elapse Time, hr		Sampling Time, hr	Flow Rate, m^3/min			Total Volume, m^3	TSP Level, $\mu\text{g}/\text{m}^3$
				Initial	Final	Initial	Final		Initial, Q_{si}	Final, Q_{sf}	Average		
28-Sep-13	08:00	Rainy	006831	2.6437	2.7950	17398.23	17422.23	24.00	1.34	1.34	1.34	1931	78
04-Oct-13	08:00	Fine	005504	2.8162	3.0334	17425.23	17449.23	24.00	1.27	1.26	1.26	1821	119
10-Oct-13	08:00	Fine	005355	2.8543	2.9854	17452.23	17476.23	24.00	1.25	1.25	1.25	1798	73
16-Oct-13	08:00	Cloudy	005401	2.8326	3.0748	17479.24	17503.24	24.00	1.27	1.27	1.27	1831	132
22-Oct-13	08:00	Fine	005517	2.8678	3.0879	17506.24	17530.24	24.00	1.27	1.27	1.27	1830	120

Report on 1-hour TSP monitoring

Action Level ($\mu\text{g}/\text{m}^3$) - 312.5
Limit Level ($\mu\text{g}/\text{m}^3$) - 500

Date	Sampling Time	Weather Condition	Filter paper no.	Filter Weight, g		Elapse Time, hr		Sampling Time, hr	Flow Rate, m^3/min			Total Volume, m^3	TSP Level, $\mu\text{g}/\text{m}^3$
				Initial	Final	Initial	Final		Initial, Q_{si}	Final, Q_{sf}	Average		
30-Sep-13	09:30	Cloudy	006674	2.6371	2.6463	17422.23	17423.23	1.00	1.34	1.34	1.34	81	114
30-Sep-13	10:43	Cloudy	006675	2.6522	2.6606	17423.23	17424.23	1.00	1.34	1.34	1.34	81	104
30-Sep-13	13:09	Cloudy	006676	2.6382	2.6498	17424.23	17425.23	1.00	1.34	1.34	1.34	81	144
05-Oct-13	08:02	Fine	005343	2.8649	2.8716	17449.23	17450.23	1.00	1.34	1.34	1.34	80	83
05-Oct-13	09:05	Fine	005346	2.8418	2.8516	17450.23	17451.23	1.00	1.26	1.26	1.26	76	129
05-Oct-13	10:10	Fine	005347	2.8415	2.8482	17451.23	17452.23	1.00	1.26	1.26	1.26	76	88
11-Oct-13	08:06	Fine	005514	2.8265	2.8355	17476.23	17477.23	1.00	1.25	1.25	1.25	75	120
11-Oct-13	09:09	Fine	005890	2.6218	2.6326	17477.23	17478.23	1.00	1.25	1.25	1.25	75	144
11-Oct-13	10:13	Fine	005516	2.8790	2.8845	17478.23	17479.23	1.00	1.25	1.25	1.25	75	73
17-Oct-13	08:09	Cloudy	006677	2.6268	2.6377	17503.24	17504.24	1.00	1.27	1.27	1.27	76	143
17-Oct-13	09:13	Cloudy	005893	2.6356	2.6499	17504.24	17505.24	1.00	1.31	1.31	1.31	79	182
17-Oct-13	10:17	Cloudy	005892	2.6460	2.6620	17505.24	17506.24	1.00	1.27	1.27	1.27	76	210
23-Oct-13	08:06	Fine	005895	2.6282	2.6463	17530.24	17531.24	1.00	1.27	1.27	1.27	76	237
23-Oct-13	09:10	Fine	005896	2.6355	2.6524	17531.24	17532.24	1.00	1.27	1.27	1.27	76	222
23-Oct-13	10:20	Fine	005897	2.6244	2.6413	17532.24	17533.24	1.00	1.25	1.25	1.25	75	225



Location: CMA5a - Children Garden opposite to Pedestrian Plaza

Report on 24-hour TSP monitoring

Action Level ($\mu\text{g}/\text{m}^3$) - 181
Limit Level ($\mu\text{g}/\text{m}^3$) - 260

Date	Sampling Time	Weather Condition	Filter paper no.	Filter Weight, g		Elapse Time, hr		Sampling Time, hr	Flow Rate, m^3/min			Total Volume, m^3	TSP Level, $\mu\text{g}/\text{m}^3$
				Initial	Final	Initial	Final		Initial, Q_{si}	Final, Q_{sf}	Average		
28-Sep-13	08:00	Rainy	007220	2.6760	2.8762	18384.78	18408.78	24.00	1.31	1.31	1.31	1882	106
04-Oct-13	08:00	Fine	005358	2.8338	3.1253	18411.78	18435.77	23.99	1.33	1.32	1.32	1907	153
10-Oct-13	08:00	Fine	005425	2.8275	2.9770	18438.77	18462.77	24.00	1.31	1.31	1.31	1883	79
16-Oct-13	08:00	Cloudy	005409	2.8524	3.1581	18465.77	18489.77	24.00	1.27	1.27	1.27	1830	167
22-Oct-13	08:00	Fine	005879	2.6577	2.9093	18492.77	18516.77	24.00	1.31	1.31	1.31	1889	133

Report on 1-hour TSP monitoring

Action Level ($\mu\text{g}/\text{m}^3$) - 332
Limit Level ($\mu\text{g}/\text{m}^3$) - 500

Date	Sampling Time	Weather Condition	Filter paper no.	Filter Weight, g		Elapse Time, hr		Sampling Time, hr	Flow Rate, m^3/min			Total Volume, m^3	TSP Level, $\mu\text{g}/\text{m}^3$
				Initial	Final	Initial	Final		Initial, Q_{si}	Final, Q_{sf}	Average		
30-Sep-13	08:30	Cloudy	005360	2.8542	2.8617	18408.78	18409.78	1.00	1.31	1.31	1.31	79	95
30-Sep-13	09:41	Cloudy	005361	2.8382	2.8504	18409.78	18410.78	1.00	1.31	1.31	1.31	79	155
30-Sep-13	13:05	Cloudy	005359	2.8551	2.8622	18410.78	18411.78	1.00	1.31	1.31	1.31	79	90
05-Oct-13	13:09	Fine	005320	2.8519	2.8631	18435.77	18436.77	1.00	1.32	1.32	1.32	79	141
05-Oct-13	14:14	Fine	005408	2.8461	2.8631	18436.77	18437.77	1.00	1.32	1.32	1.32	79	214
05-Oct-13	15:19	Fine	005349	2.8519	2.8665	18437.77	18438.77	1.00	1.32	1.32	1.32	79	184
11-Oct-13	08:32	Fine	005350	2.8547	2.8641	18462.77	18463.77	1.00	1.33	1.33	1.33	80	118
11-Oct-13	09:41	Fine	005352	2.8437	2.8560	18463.77	18464.77	1.00	1.33	1.33	1.33	80	154
11-Oct-13	10:45	Fine	005410	2.8406	2.8518	18464.77	18465.77	1.00	1.33	1.33	1.33	80	141
17-Oct-13	09:20	Cloudy	005887	2.6468	2.6686	18489.77	18490.77	1.00	1.29	1.29	1.29	78	281
17-Oct-13	10:25	Cloudy	005880	2.6588	2.6826	18490.77	18491.77	1.00	1.29	1.29	1.29	78	307
17-Oct-13	13:25	Cloudy	005881	2.6834	2.7019	18491.77	18492.77	1.00	1.31	1.31	1.31	79	235
23-Oct-13	08:21	Fine	007430	2.6421	2.6578	18516.77	18517.77	1.00	1.39	1.39	1.39	84	188
23-Oct-13	09:30	Fine	007465	2.6385	2.6542	18517.77	18518.77	1.00	1.31	1.31	1.31	79	199
23-Oct-13	10:35	Fine	007443	2.6593	2.6664	18518.77	18519.77	1.00	1.31	1.31	1.31	79	90



Location: CMA6a - WD2 PRE Office

Report on 24-hour TSP monitoring

Action Level - 187.3 $\mu\text{g}/\text{m}^3$
Limit Level - 260 $\mu\text{g}/\text{m}^3$

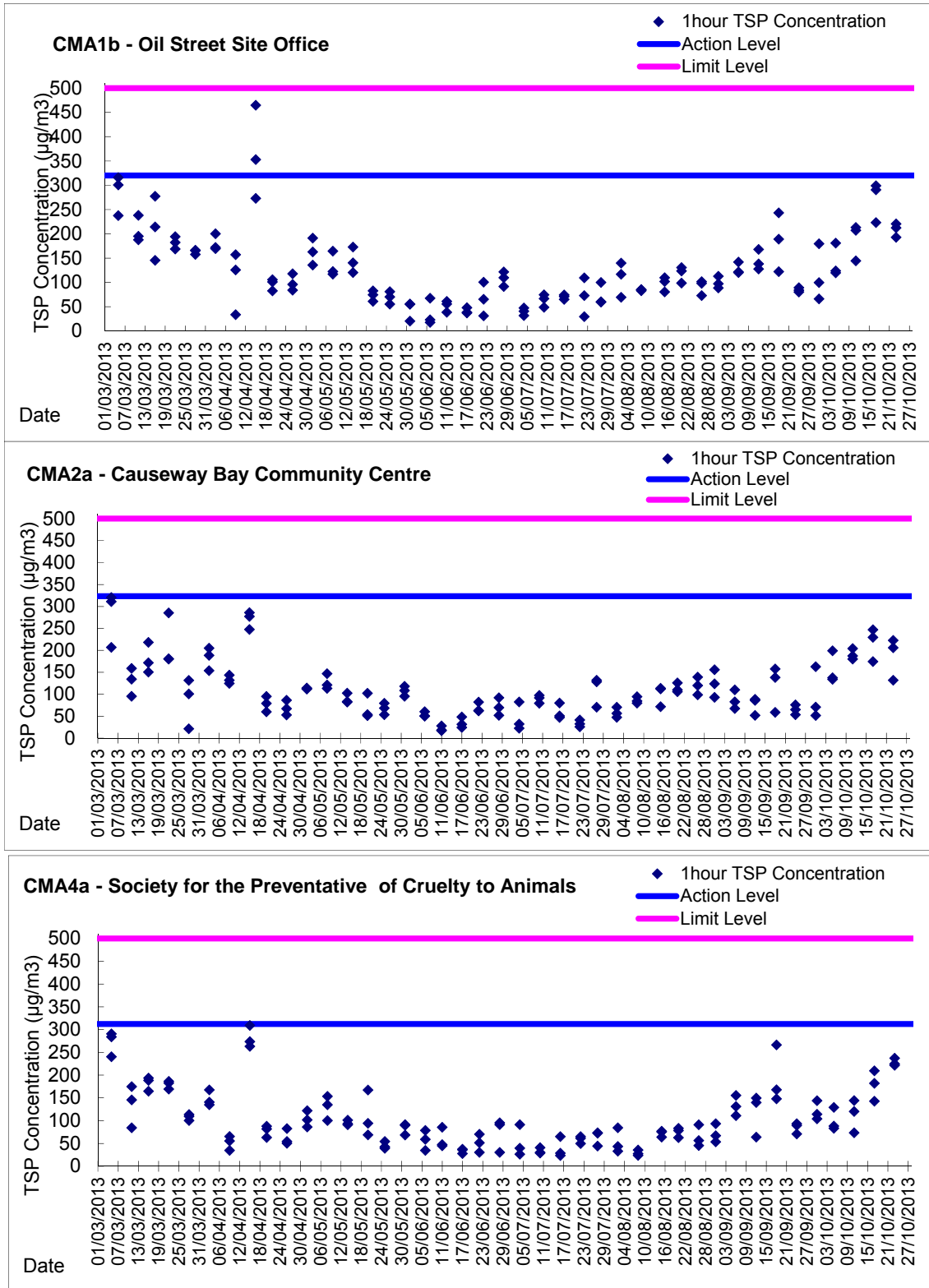
Date	Sampling Time	Weather Condition	Filter paper no.	Filter Weight, g		Elapse Time, hr		Sampling Time, hr	Flow Rate, m^3/min			Total Volume, m^3	TSP Level, $\mu\text{g}/\text{m}^3$
				Initial	Final	Initial	Final		Initial, Q_{si}	Final, Q_{sf}	Average		
28-Sep-13	08:00	Rainy	005423	2.8289	2.9901	16686.77	16710.77	24.00	1.30	1.30	1.30	1866	86
04-Oct-13	08:00	Fine	005342	2.8543	3.0987	16713.77	16737.77	24.00	1.33	1.33	1.33	1917	127
10-Oct-13	08:00	Fine	005426	2.8444	2.9915	16740.78	16764.78	24.00	1.34	1.33	1.33	1921	77
16-Oct-13	08:00	Cloudy	005404	2.8435	3.0718	16767.78	16791.78	24.00	1.30	1.30	1.30	1873	122
22-Oct-13	08:00	Fine	005862	2.6707	2.9063	16794.78	16818.78	24.00	1.30	1.28	1.29	1859	127

Report on 1-hour TSP monitoring

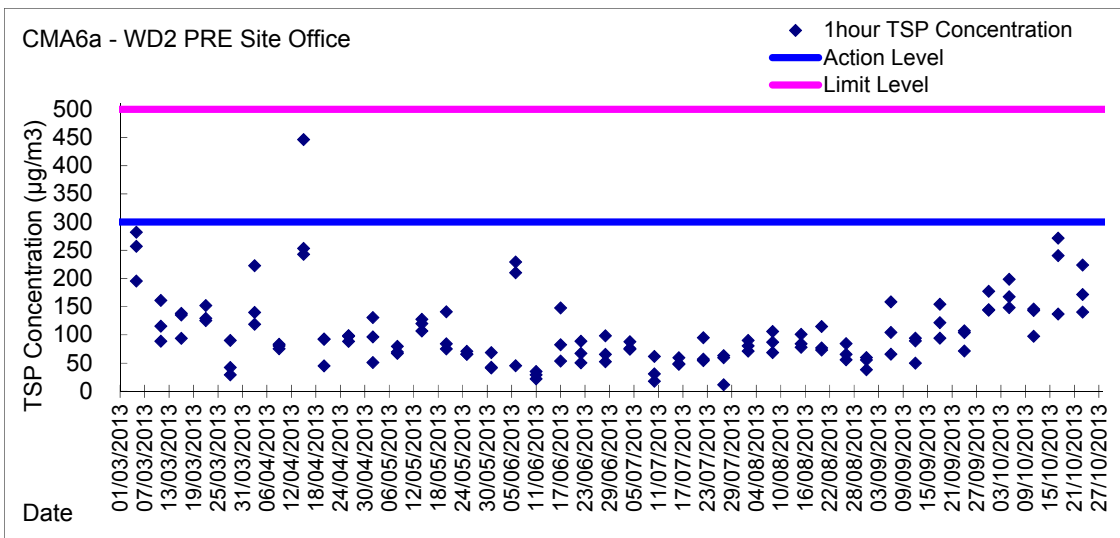
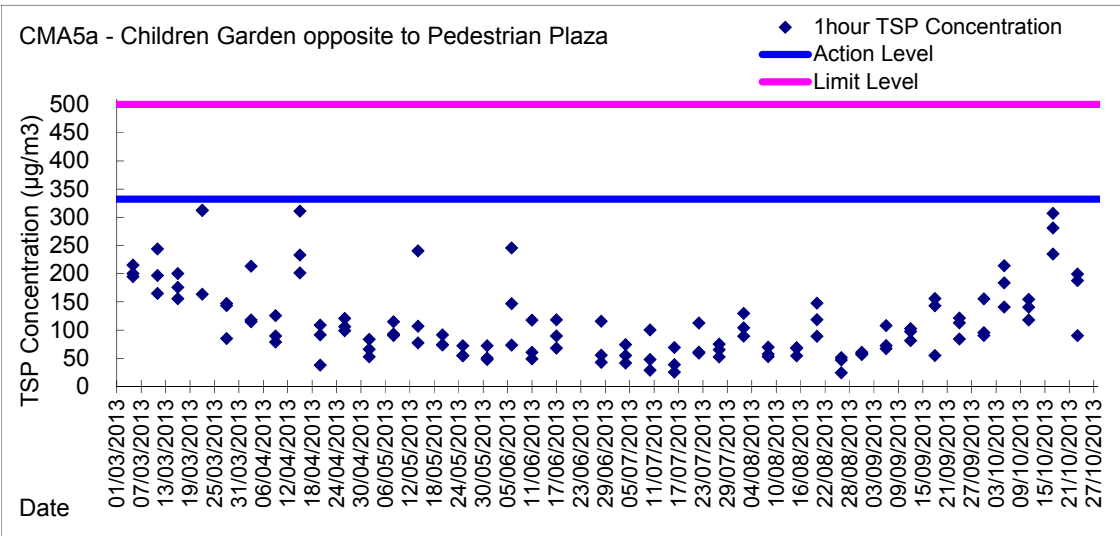
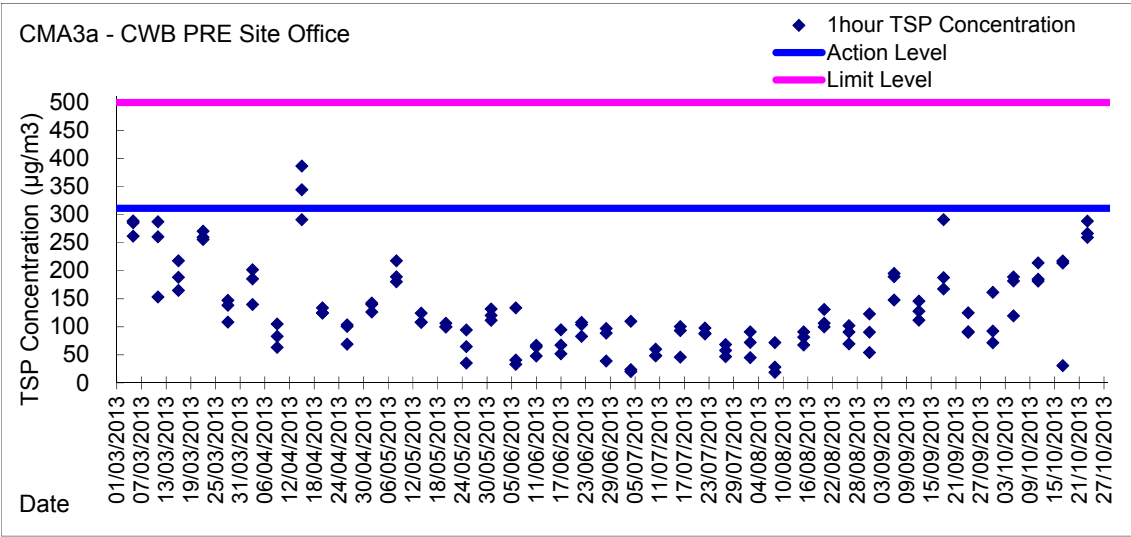
Action Level - 300.1 $\mu\text{g}/\text{m}^3$
Limit Level - 500 $\mu\text{g}/\text{m}^3$

Date	Sampling Time	Weather Condition	Filter paper no.	Filter Weight, g		Elapse Time, hr		Sampling Time, hr	Flow Rate, m^3/min			Total Volume, m^3	TSP Level, $\mu\text{g}/\text{m}^3$
				Initial	Final	Initial	Final		Initial, Q_{si}	Final, Q_{sf}	Average		
30-Sep-13	08:15	Cloudy	005362	2.8402	2.8538	16710.77	16711.77	1.00	1.28	1.28	1.28	77	177
30-Sep-13	09:20	Cloudy	005353	2.8348	2.8465	16711.77	16712.77	1.00	1.36	1.36	1.36	81	144
30-Sep-13	13:03	Cloudy	005341	2.8709	2.8820	16712.77	16713.77	1.00	1.28	1.28	1.28	77	145
05-Oct-13	13:03	Fine	005448	2.8303	2.8433	16737.77	16738.77	1.00	1.29	1.29	1.29	78	168
05-Oct-13	14:20	Fine	005411	2.8323	2.8438	16738.77	16739.77	1.00	1.29	1.29	1.29	78	148
05-Oct-13	15:25	Fine	005406	2.8405	2.8559	16739.77	16740.77	1.00	1.29	1.29	1.29	78	199
11-Oct-13	08:15	Fine	005356	2.8407	2.8522	16737.77	16738.77	1.00	1.31	1.31	1.31	79	146
11-Oct-13	09:20	Fine	005351	2.8553	2.8630	16738.77	16739.77	1.00	1.31	1.31	1.31	79	98
11-Oct-13	10:30	Fine	005403	2.8313	2.8426	16739.77	16740.77	1.00	1.31	1.31	1.31	79	143
17-Oct-13	08:50	Cloudy	005888	2.6721	2.6933	16791.78	16792.78	1.00	1.30	1.30	1.30	78	271
17-Oct-13	09:52	Cloudy	005886	2.6732	2.6920	16792.78	16793.78	1.00	1.30	1.30	1.30	78	241
17-Oct-13	13:00	Cloudy	007455	2.6500	2.6607	16793.78	16794.78	1.00	1.30	1.30	1.30	78	137
23-Oct-13	08:11	Fine	007431	2.6627	2.6759	16818.78	16819.78	1.00	1.28	1.28	1.28	77	172
23-Oct-13	09:20	Fine	007466	2.6481	2.6653	16819.78	16820.78	1.00	1.28	1.28	1.28	77	224
23-Oct-13	10:25	Fine	007464	2.6140	2.6248	16820.78	16821.78	1.00	1.28	1.28	1.28	77	141

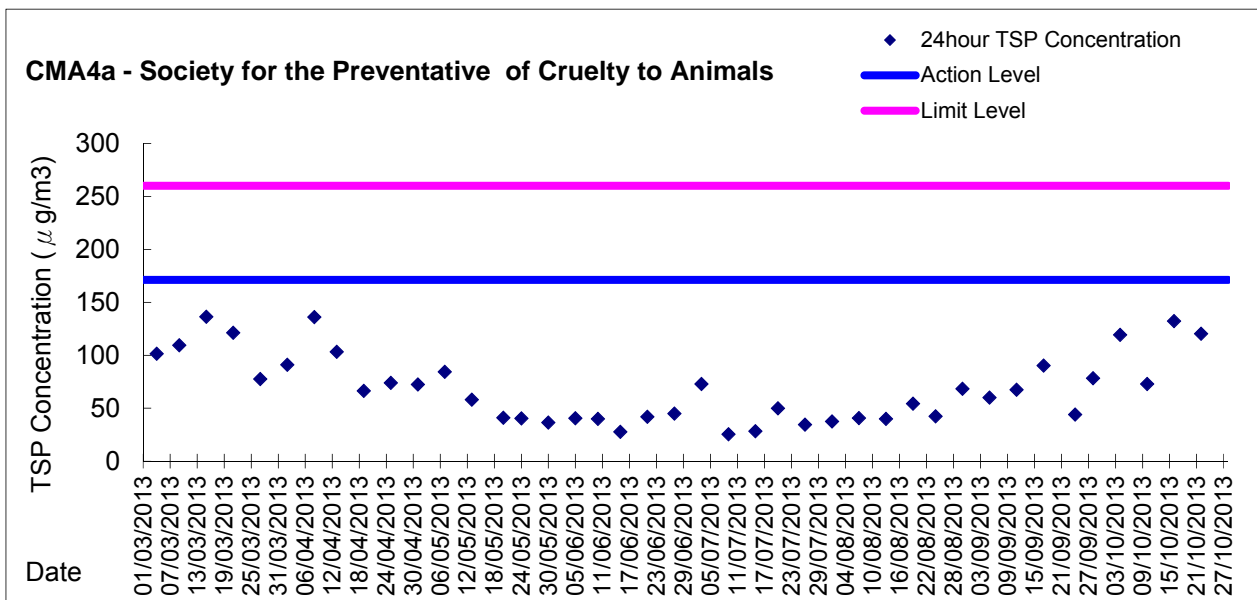
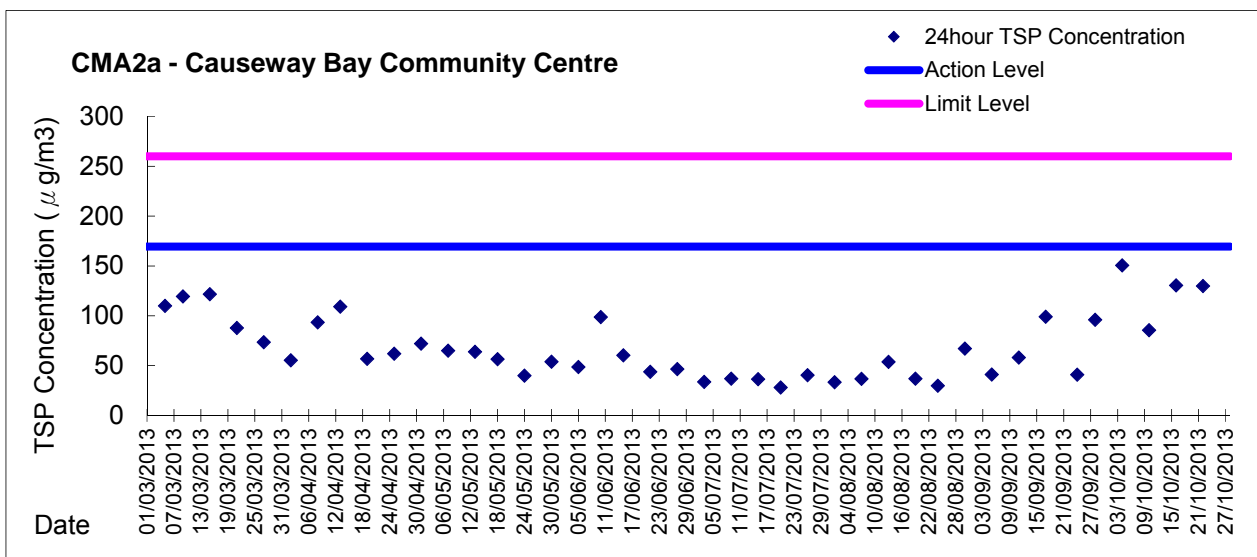
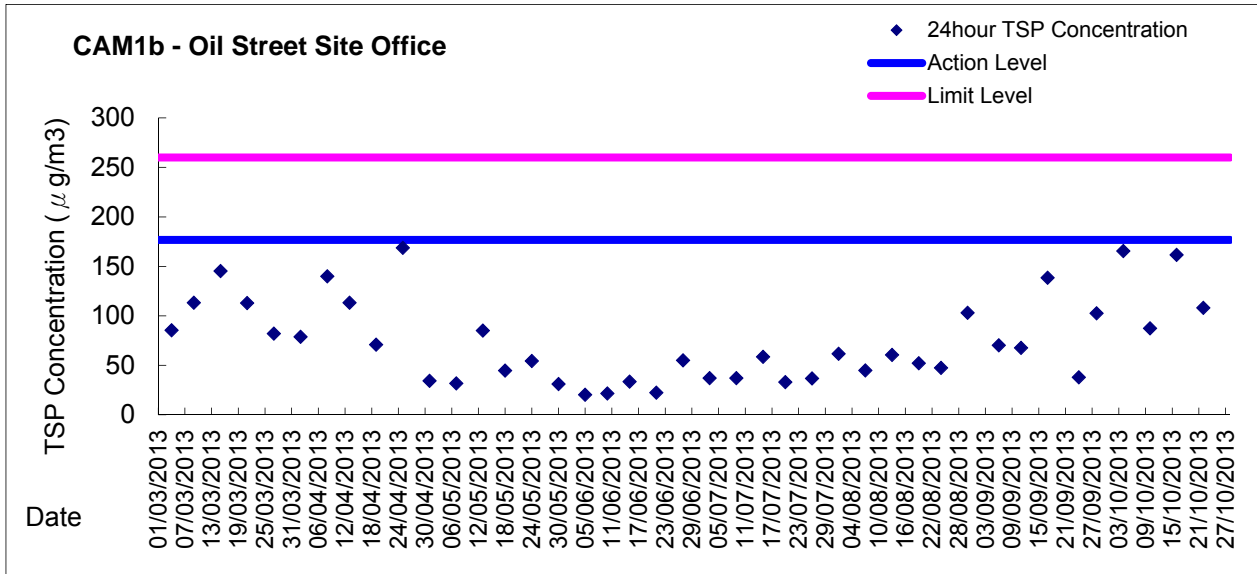
Graphic Presentation of 1 hour TSP Result



Graphic Presentation of 1 hour TSP Result



Graphic Presentation of 24 hour TSP Result





Graphic Presentation of 24 hour TSP Result

